

BEAVER MARQUIS® | 2008

BEAVER MARQUIS® | 2008



## BEAVER MARQUIS® | 2008

### An experience unlike any other.

Introducing the 2008 Marquis® from Beaver. With its rich woods, sumptuous furnishing, amazing performance and exquisite style, it transcends the ordinary to become something else entirely. More than a motorhome. Beyond an RV. The Marquis can only be classified as an experience unlike any other. The 2008 Marquis. One of a kind.

#### THE MARQUIS MYSTIQUE – WOODWORK

Marquis' distinct look lies in its beautiful woodwork. It begins with hardwood cabinets and rare burl inlays. Then, a unique high-gloss finish that allows the natural grain and tones of the wood to shine through is applied by skilled artisans. The result is a rich, lustrous look you won't find anywhere else.





## 2008 HIGHLIGHTS

- We've extended our unique multiplex wiring system to the chassis, delivering control at a touch of a button throughout the entire RV.
- Marquis' impressive interiors have met their match in the new exterior graphics with five colors and integrated fades.
- For a true residential feel, the 2008 Marquis features the cool sophistication of granite tile flooring.
- Always on the cutting edge of design trends, the Marquis now features high-gloss Hudson® countertops.
- Our standard features are far from ordinary, including an impressive in-motion satellite system with two high-definition receivers.





## Behind the beauty? Exceptional performance.

In the front of the Marquis, you'll find more beauty with a stunning side-slide dinette table and a spacious cockpit featuring luxurious OptimaLeather™ seats with lumbar and heat. But once you slide behind the lighted Smartwheel®, it becomes clear that Marquis delivers more than

great looks. A brawny Cat® engine and Allison® 6-speed transmission deliver all the power you need, while our exclusive Roadmaster® chassis provides an ultra-smooth ride. And with the standard GPS navigation system, you'll always know you're headed in the right direction.

## Incomparable comfort.

Relax on the road like never before. The Marquis bedroom wraps you in comfort with everything you need close at hand. The queen or option king bed with pillowtop-hinged mattress is the epitome of cozy. And, to keep everything organized and out of the way, there's more than enough room for all your personal belongings, including an optional walk-in closet on select models.



### FINISHING TOUCHES



From optional surround-sound radio and LCD TV complemented by beautiful woodwork in the bedroom to a solid surface shower with mosaic tile inlay or an optional garden tub with clear surround in the bathroom, the Marquis brings luxury to every corner.





## A fresh perspective.

The great outdoors is a big part of the lure of the open road. And with the Marquis, you can extend your living room outside. Thanks to the standard in-motion digital satellite system with two DIRECTV® receivers, you can catch the big game on the optional exterior 32" LCD TV. Bring along your grill, or whip up dinner in the gourmet galley complete with a convection microwave and high-output cooktop.

### EXTERIOR EXTRAS

The Marquis' exterior offers plenty of extras, like the convenient service bay complete with cleanup area and water pump switches. Bring along everything you need. There's plenty of storage space, including lined pass-through storage compartments and slide-out trays.





## WE'RE HERE. ANYTIME, EVERY TIME.

- Reach us anytime – literally – via our live customer support line.
- Drive in to one of our 350 Service Centers.
- Enjoy the first year free when you enroll in our Owner Advantage Roadside Assistance Program.
- See where it all begins with a tour of one of our facilities in Indiana or Oregon. Call **1-800-650-7337** or **1-800-634-0855** to find out more.



**ASSISTANCE**

SALES • TECH • ROADSIDE

**1-877-4MONACO**



### The only way to go.

Life on the road in a Marquis is anything but ordinary. Everyday activities like relaxing on the patio become something special with our roof-mounted and topper slide-out awnings. Providing privacy, protection and comfort, our optional Girard® Awning Package includes rear patio awning, automatic entry door awning, slide-out topper awnings and window awnings. Plus, it makes an ideal enhancement to Marquis' exciting new exterior graphics.

## ROADMASTER AND CHASSIS CONSTRUCTION

### A foundation for success.

Knowing full well the importance of a strong base, the Beaver Marquis relies exclusively on the incomparable Roadmaster chassis for its foundation. Roadmaster builds each chassis to the exact specifications of Beaver models and floorplans. What's more, because Roadmaster's entire focus is luxury motorhomes, the design, craftsmanship and quality of their chassis are second to none. Some of the most important benefits of a Roadmaster chassis are spelled out here. For a closer look, visit our website at [www.beavermotorcoaches.com](http://www.beavermotorcoaches.com) and look for the Roadmaster link.

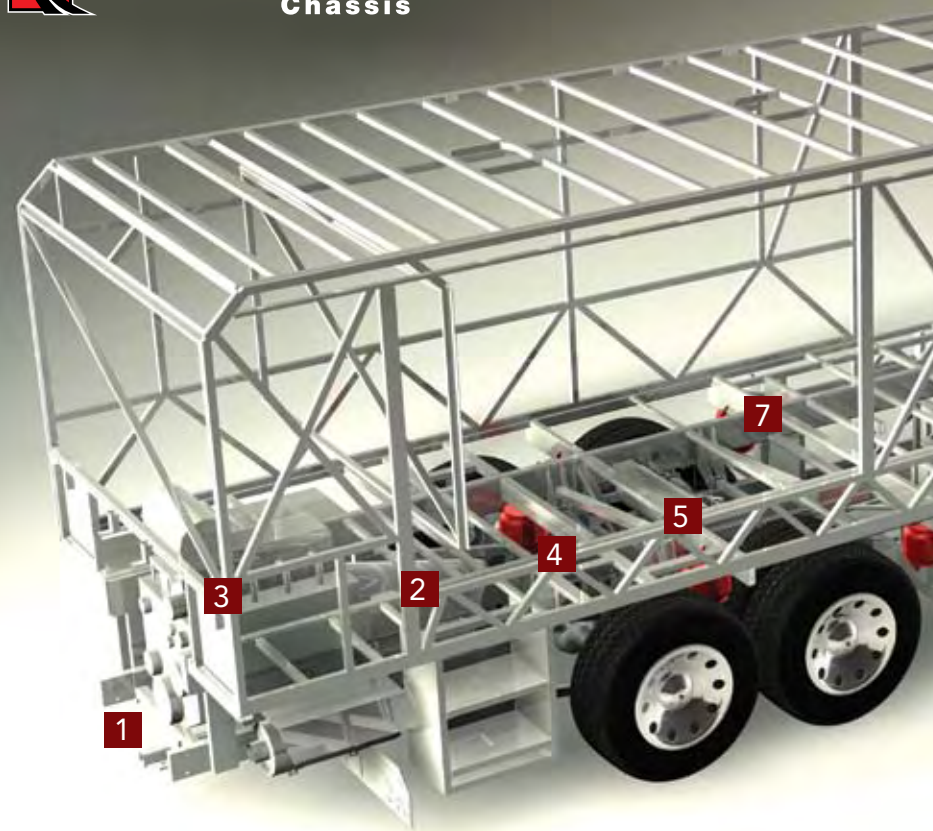
### POWERED BY CATERPILLAR®

Behind the beauty of Beaver is the brawn of Caterpillar®. Whether it's the 525 HP C-13 or the optional 600 HP C-15 engine, you can depend on the power and durability of a Cat®, which is why these motors are backed by a 5-year/200,000-mile warranty with no deductible. No one else has a warranty that's even close. Both the 525 C-13 and the 600 C-15 feature ACERT® technology, which means you're powered by the cleanest running engine out there, fully compliant with all EPA standards. ACERT® technology will save you money, too, with the lowest operating costs in the industry.

Caterpillar's 525 HP C-13 engine is so efficient its maintenance intervals are 30,000 miles – 5,000 miles higher than other engines.



The 600 HP C-15 from Caterpillar® features unparalleled responsiveness thanks to series turbo charging.



- 1 10,000 lb. hitch receiver offers powerful towing capacity with 7/4-way trailer plug. The coach also has a new pre-wire for a supplemental braking system.
- 2 The three-point engine mounting system lowers the coach's center of gravity and reduces the amount of vibration that reaches the coach. The mounting also makes the engine easier to service by allowing the engine to be easily lowered through the bottom of the coach.
- 3 Caterpillar® 525 HP ACERT® C-13 Engine.
- 4 Allison® 4000 MH 6-speed transmission for smooth shifting; our exclusive use of synthetic transmission fluid allows for up to three-year maintenance intervals.

- 5 Cushion Air-Glide suspension system positions ten Bilstein® shocks and ten air bags, eight of which are outboard mounted with auto-leveling for greater stability, a smoother ride and the best handling in its class.
  - Unique three-degree rear axle tilt aligns the engine, transmission and differential, minimizing stress on the drivetrain and reducing noise and vibration in the coach.
  - Automatic Traction Control (ATC) eliminates wheel slippage in slick conditions and heightens control.
  - Tag axle lifts for added maneuverability in tight spots.

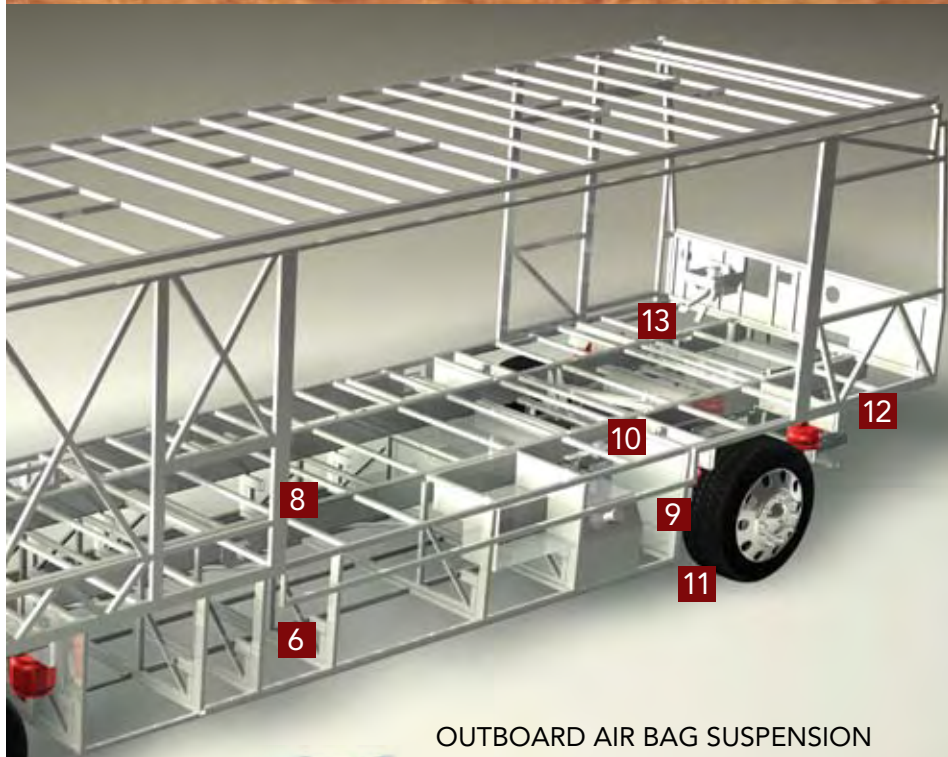
### ACTIVE CONTROL DAMPENING (ACD)

This optional state-of-the-art system monitors suspension and chassis movement thousands of times per second and adapts the suspension to the input. The result: superior control and unbeatable ride quality.



With the GPS navigation system, you're free to explore the middle of nowhere and always know exactly where you are.





### OUTBOARD AIR BAG SUSPENSION


The outboard-mounted air bags are protected by two steel plates and are placed farther apart than the competition, providing a wider, more stable platform for the coach. The active suspension automatically adjusts the pressure of the air bags as you drive and virtually eliminates nosediving and the side-to-side body sway associated with high wind conditions, curvy roads and emergency maneuvers.



- 6 Basement structure rust inhibitor: To prevent corrosion, the basement storage area is constructed with pre-primed steel with rust-inhibiting paint.
- 7 Full-length frame rails fabricated from 3" by 8" by 1/4" 60,000 PSI structural steel; rails are spaced 44" on center for a wider stance and unmatched strength.
- 8 The semi-monocoque design, with trussed superstructure, distributes stress evenly throughout the entire chassis and adds strength to sidewalls and bays.
- 9 Cat® compression two-stage engine brake system assures you of safely traveling steep grades while 6-wheel anti-lock brakes with disc brakes in front help you maintain control in severe road conditions.

### 8-LAYER ROOF CONSTRUCTION (top to bottom)

- One-piece 1/4" thick fiberglass roof, crowned for water runoff and seamlessly joined with front and rear end caps
- Vapor barrier
- 3-1/2" tapered bead foam supports the crowned roof; the center tunnel houses wiring and air conditioner ducts
- 1/4" marine grade plywood sheeting
- Tubular steel framework
- R 7.5 closed cel foam seals every nook and crevice
- Luaun and vinyl paneling are Vac-U-Bonded
- Sound-absorbing, easy-to-clean padded vinyl interior headliner




### 6-LAYER WALL CONSTRUCTION (left to right)

- Gel coat fiberglass outer wall
- Luaun paneling
- Heavy-gauge tubular steel and 4" steel plate backers
- R 7.5 closed cel foam seals every nook and crevice
- Luaun paneling; walls are Vac-U-Bonded together
- Decorative wall coverings



### 5-LAYER FLOOR CONSTRUCTION (top to bottom)

- Tile, or 1/2" carpet pad and carpeting
- Dyna-Span flooring
- Decibel layer
- Dyna-Span flooring
- Waterproof fiberglass underbelly



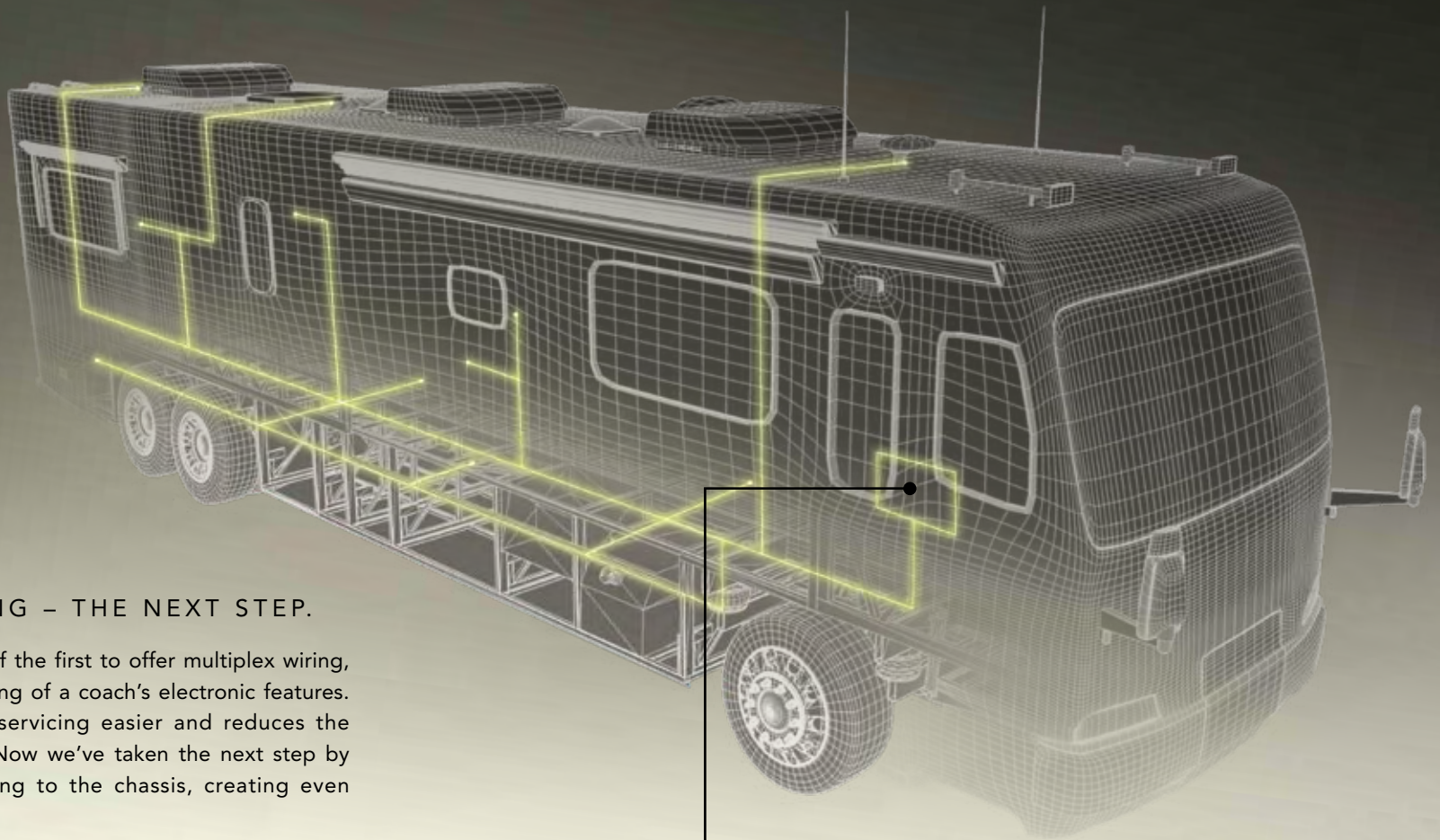
- 10 Dual ping air tanks with 3/4" air lines for quicker response and improved ride and handling.
- 11 P295/80R Goodyear steel-belted, all-season tires ensure a safe and quiet ride (G670 RV tire).
- 12 The TRW power steering box allows for a 50-degree front wheel turn angle in both directions for better maneuverability and returns the steering wheel to its center position to eliminate driver fatigue.
- 13 All chassis are equipped with steel cage construction, steel firewall and steel stepwell for added safety.



This optional collision avoidance system utilizes a combination of sensors, software and radar to warn you of potential hazards on the road ahead and alongside your coach, which may be outside your view.

### WARRANTIES

12 Month/24,000 Mile basic limited warranty; 5 Year/50,000 Mile limited warranty on aluminum or steel frame structure of sidewall, roof, front and rear cap; 3 Year/36,000 Mile limited warranty on Roadmaster chassis. *Applies to certain models. See owner's manual for complete details.*



### MULTIPLEX WIRING – THE NEXT STEP.

Monaco Coach was one of the first to offer multiplex wiring, which streamlines the wiring of a coach's electronic features. Multiplex wiring makes servicing easier and reduces the overall weight of an RV. Now we've taken the next step by extending multiplex wiring to the chassis, creating even greater continuity.




Multiplexing replaces cumbersome bundles of wire with separate modules that communicate via a single wire.




Lighted switch panels provide convenient access points for electronic controls, including slide-outs, lighting and more.

CHERRY




CHERRY WITH MAKORI INLAY



CHERRY WITH MAPPA BURL INLAY




CHERRY WITH MAPLE BURL INLAY



MAPLE




MAPLE WITH BIRD'S EYE  
MAPLE INLAY




MAPLE WITH MAPPA BURL INLAY



MAHOGANY



MAHOGANY WITH MAPLE BURL INLAY



BEAVER MARQUIS® | 2008



**Mark of distinction.**

Rich, vibrant woods create a unique look and feel in the 2008 Marquis. Far from ordinary, Marquis' cabinets are handcrafted from superior hardwoods by experienced artisans. And, to bring distinctiveness to another level entirely, Marquis offers a choice of three stunning woods, with or without the bold look of burl inlays.

BEAVER MARQUIS® | 2008



**The many colors of elegance.**

From the cool freshness of a secluded forest to the sun-kissed beauty of an Italian countryside, the 2008 Marquis brings it all home with our opulent choices of colors, fabrics and exterior packages. And we make sure the beauty lasts with quality materials and superior craftsmanship at every level. The finishing touch? An innovative 3M film front mask to guard against nicks and scratches.

FABRICS | EXTERIOR | COLORS

- 1. DINETTE
- 2. BEDSPREAD
- 3. SOFA
- 4. CARPET



CEDAR KEY



COPPER MADEIRA



GOLDEN ONYX



TUSCANY PALACE



## RALPH LAUREN BLACK PEARL



## RALPH LAUREN LANDSDOWN II



## RALPH LAUREN WINDERMERE



### RALPH LAUREN PACKAGE:

Here's a feast for your senses. Our exclusive Ralph Lauren package offers upgraded features throughout the coach. Because we want your life on the road to be beautiful.

- › Upgraded Ralph Lauren Fabrics, Both Living Room and Bedroom
- › Upgraded Villa Furniture Featuring 2-Tone Ralph Lauren Fabric/Leather and Villa Dinette Chairs
- › Upgraded Galley and Lavatory Faucets
- › Upgraded Tumbled Stone Galley/Bath Backsplashes
- › Polished Porcelain 14" x 14" Floor Tile
- › Upgraded Carpet
- › Additional Decorative Pillows in Ralph Lauren Fabrics
- › Decorative Lighting
- › Detailed Decorative Carved Headboard
- › Upgraded Carved Slide-Out Fascia
- › Upgraded Wallpaper and Ceiling Treatments
- › Raised Panel Cabinetry and Panels Throughout
- › Black Microwave

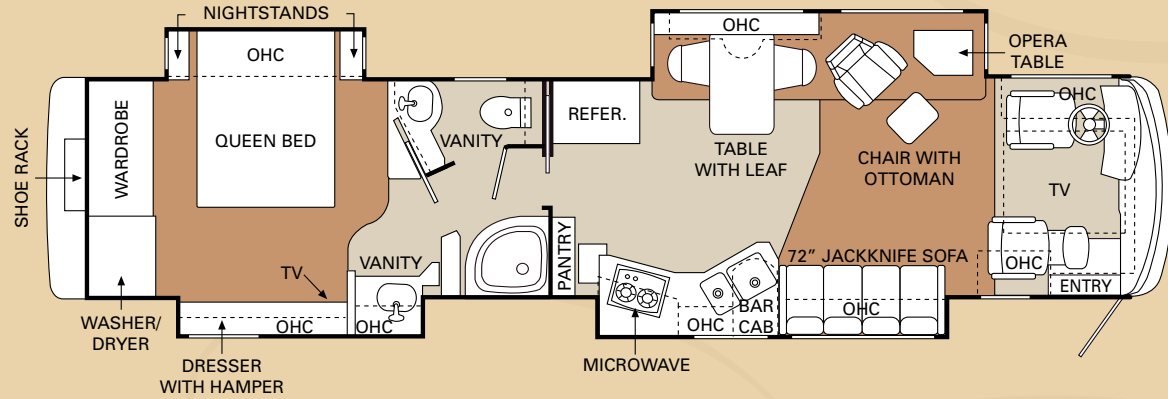
## Ralph Lauren

The distinctive look of the Marquis is hard to match. But there is one name that conveys the same elegance and sophistication – Ralph Lauren. Beaver Marquis is proud to offer interiors designed by Ralph Lauren. Choose from the untamed allure of Black Pearl, to the warm comfort of Landsdown or the chic pattern of Windermere. Whichever Ralph Lauren exterior package you choose, it's guaranteed to coordinate beautifully and enhance the rich wood tones of the Marquis.

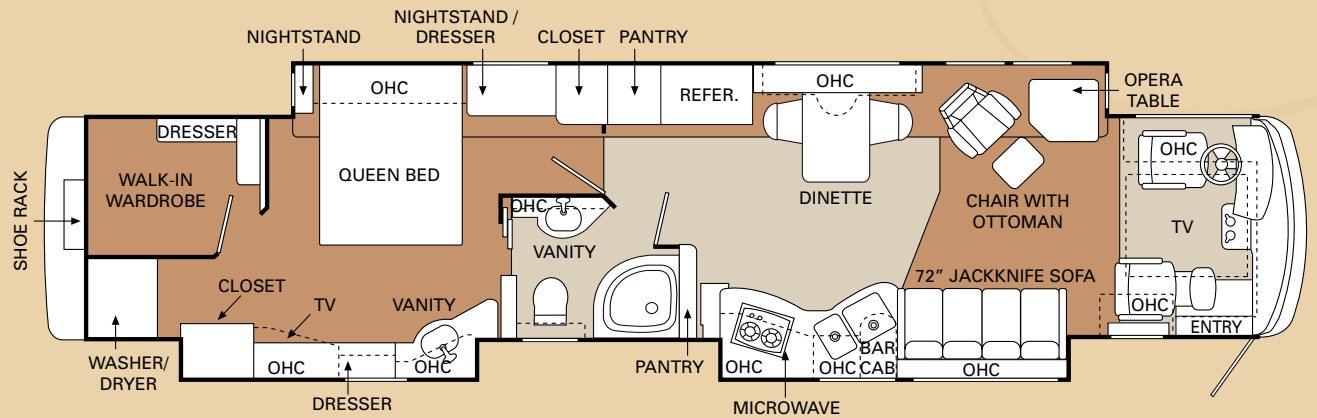
**A balanced plan.**

Marquis' floorplans go beyond merely defining what goes where. Individual needs, wants and tastes are answered with ingenious layouts, creative design and inspired options — making each Marquis as unique as the people who own it.

**PEARL IV**

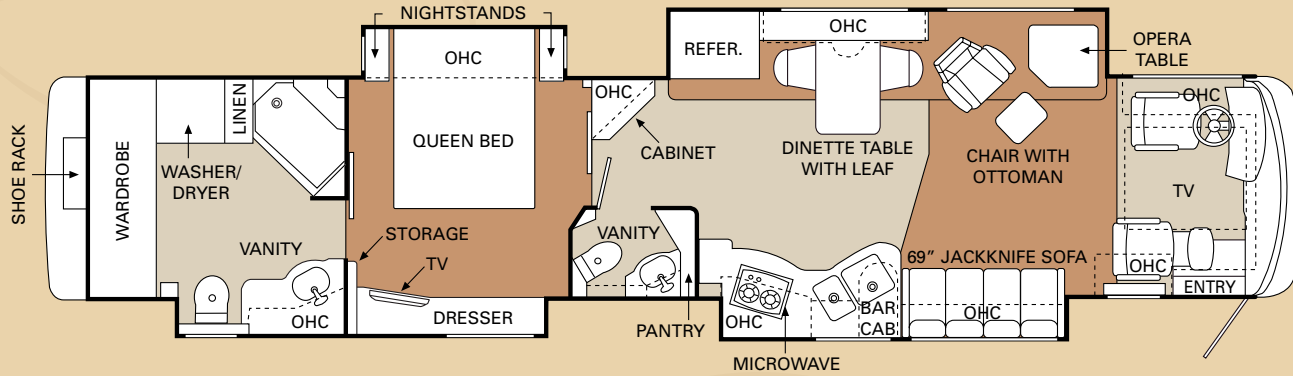


**MOONSTONE III**

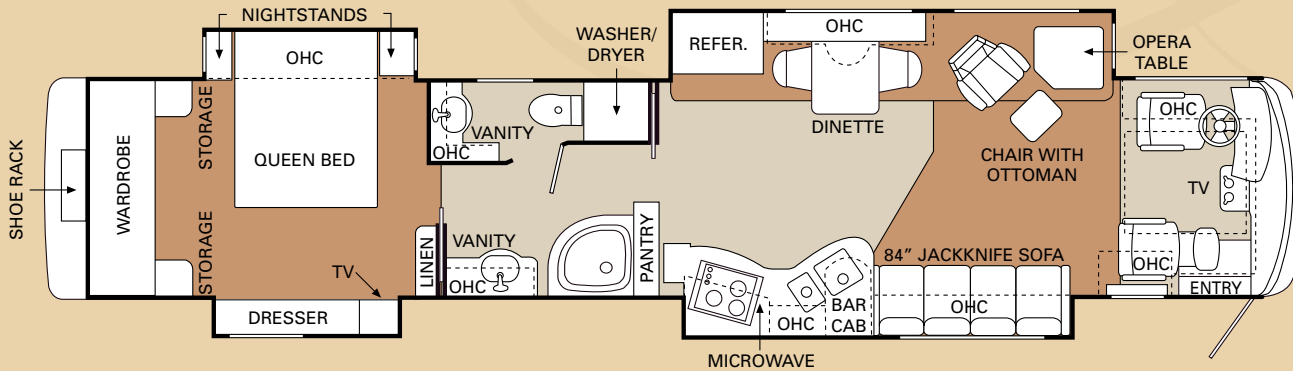


CARPET  TILE

### AMETHYST IV



### LAPIS IV

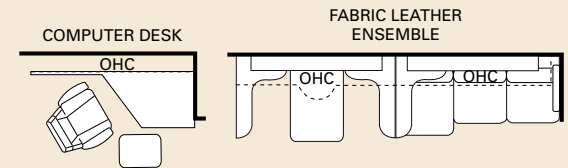


EMERALD IV FLOORPLAN COMING SOON.

CARPET  TILE

## FLOORPLAN OPTIONS

- King Bed with Pillowtop-Hinged Mattress
- King Air Mattress with Remote
- Curbside: Distressed Leather Hide-A-Bed with Air Mattress
- Curbside: Fabric Hide-A-Bed (Standard Pullout Bed)
- Curbside: Distressed Leather J-Lounge with Drawer
- Curbside: Distressed Leather Sleeper Sofa with Drawer (Jackknife)
- Curbside: Fabric Hide-A-Bed with Air Mattress
- Roadside: Computer Desk with Leather Euro-Recliner and Ottoman
- Bedroom Workstation and Window ILO Walk-In Closet (Moonstone III Only)
- Fabric/Leather Sectional Booth Dinette Ensemble
- Dinette Table, Wood Round with 12" Leaf with Two Freestanding Dinette Chairs and Two Folding Chairs (N/A on Moonstone III) (Opera Windows next to Table; Replaces Dinette Cabinet)



WEIGHTS	Pearl IV	Moonstone III	Amethyst IV	Emerald IV	Lapis IV
Gross Vehicle Weight Rating (Lbs.)	48,160	48,160	48,160	48,160	48,160
Gross Combined Weight Rating <sup>1</sup> (Lbs.)	58,160	58,160	58,160	58,160	58,160
Front Gross Axle Weight Rating (Lbs.)	15,160	15,160	15,160	15,160	15,160
Rear Gross Axle Weight Rating (Lbs.)	23,000	23,000	23,000	23,000	23,000
Tag Gross Axle Weight Rating (Lbs.)	12,000	12,000	12,000	12,000	12,000

MEASUREMENTS	Pearl IV	Moonstone III	Amethyst IV	Emerald IV	Lapis IV
Wheelbase	250 3/4 "	280 "	280 "	280 "	280 "
Overall Length	41' 7 "	44' 11 "	44' 11 "	44' 11 "	44' 11 "
Overall Height (12' 6" to Top of A/C) (Includes Roof Satellite)	12' 8 "	12' 8 "	12' 8 "	12' 8 "	12' 8 "
Exterior Width	100.5 "	100.5 "	100.5 "	100.5 "	100.5 "
Interior Height (Carpet to Vinyl)	84 "	84 "	84 "	84 "	84 "

TANK CAPACITIES <sup>2</sup>	Pearl IV	Moonstone III	Amethyst IV	Emerald IV	Lapis IV
Gray Tank (Gal.) (Increased to 70 gal. ILO 56 gal.)	70	70	70	70	70
Black Tank (Gal.) (Decreased to 40 gal. ILO 56 gal.)	40	40	40	40	40
Fresh Tank (Gal.)	100	100	100	100	100
Fuel Tank (Gal.)	150	150	150	150	150
LP (25 Gal.) (Option to Standard)	25	25	25	25	25

<sup>1</sup> Towing capacity is limited by GCWR; your vehicle's towing capacity is the difference between the GCWR and the actual vehicle weight, including all water, fuel, passengers and cargo. Your towed vehicle should be equipped with auxiliary brakes if the weight of the towed vehicle exceeds 1,000 lbs. Consult your owner's manual for further towing information.

<sup>2</sup> All tank capacities are estimated based upon calculations provided by the tank manufacturers and represent approximate capacities. The actual "usable capacity" may be greater or less than the estimated capacities based upon fabrication and installation of the tanks.

The actual overall length of the recreational vehicle may differ from that indicated in the brochure due to variances in the manufacturing process and/or installed components. The actual length may be greater or less than that indicated. Due to the large variety of options and floorplan arrangements available to our customers, actual weights for each unit can differ significantly. Beaver Motor Coaches provides a weight sticker on each unit

we produce which includes that unit's tank capacities and approximate weight. Consult your local Beaver Motor Coaches dealer for unit availability and further information.

The information printed in this brochure reflects product design, fabrication, and component parts at the date of printing. The manufacturer reserves the right, at any time, to make changes in product design material or component specifications as its sole option, without notice. This includes the substitution of components of a different brand or trade name which will result in comparable performance.

All information printed in this brochure is subject to change after the date of printing. Some features shown or mentioned in this brochure are optional and may only be available in selected floorplans. Photographs may show props or decorations that are not standard equipment on Beaver Motor Coach models. Beaver Motor Coaches, the Beaver logo and its design, are registered trademarks. All other products and company names are trademarks and/or registered trademarks of their respective holders. While the color of the motorhome's exterior

and the interior fabrics depicted in this sales brochure are fair and reasonable depictions, the colors depicted may not be an exact match of the actual colors because of the variances in photo-processing and variances caused by inserting the photographs within the sales brochure.

**Due to product improvements, changes during the model year and/or transcription errors that may occur, information represented within this brochure may not be accurate at the time of your purchase. If certain information is significant to your purchasing decision, please confirm the information with your dealer prior to submitting your order. Component part and appliance manufacturers issue limited warranties covering those portions of the recreational vehicle not covered by the Limited Warranties issued by Monaco Coach Corporation. To learn which specific component parts and appliances are excluded from the Limited Warranties issued by Monaco Coach Corporation, please contact your selling dealership or Monaco Coach Corporation directly, or review the warranty packet inside the recreational vehicle.**



## BODY CONSTRUCTION

### FEATURES

- › Heavy-Duty Steel Superstructure with Steel Cage Cockpit Construction
- › Seamless One-Piece Molded Crowned Fiberglass Roof
- › All Season Foam Insulated Roof
- › Laminated Gel Coat Fiberglass Sidewalls
- › Five-Layer Flooring with Two Layers of OSB Flooring
- › Deluxe Full-Body Paint (New Graphics with Fades)

- › Panaview™ 1-Piece Front Windshield
- › Triple Head Power Controlled Heated Chrome Exterior Mirrors with Turn Indicator Lights
- › Daytime Running Lights
- › Halogen Driving Lights
- › Recessed Side Docking Lights (with Bedroom Switch)
- › Dual Trumpet Air Horns

- › Insulated Aluminum Baggage Doors with Power Locks
- › Lined Pass-Through Storage Compartments
- › Interlocking Aluminum Framed Slide-Out Houses
- › Storage Bay Slide-Out Tray (Full Pass-Through)
- › Rear Ladder
- › Full-Length "Beaver" Mud Flap
- › 3M Film Front Mask

### OPTIONS

- › Additional Manual Storage Bay Slide-Out Storage Tray (One Side)
- › Additional Manual Storage Bay Slide-Out Storage Tray (Full Pass-Through)
- › Electric Slide-Out Storage Tray (Full Pass-Through)

## CHASSIS/ENGINE/SUSPENSION

### FEATURES

- › Roadmaster S-Series: Semi-Monocoque Chassis (with 3" x 8" High Yield Steel Main Rails)
- › Cat® 525 HP C-13 and Allison® 4000 MH 6-Speed World Transmission with Electronic Shifter
- › Torque: (@ 1,200 RPMs) 1,750 lbs./ft. Max. Net
- › Engine Displacement: 763 cu. in. /12.5L
- › Dual Fuel Fill
- › 200 Amp Alternator

- › Rear Axle Ratio: 4.33:1 (Dana)
- › Tires: 295/80R/22.5
- › Polished Aluminum Wheels
- › Full-Cushion Air Glide Suspension with Ten Outboard Mounted Air Bags and Ten Shock Absorbers (Bilstein® Shocks; Firestone Air Bags)
- › Air Suspension with Ping Tank
- › Automatic Traction Control
- › Air Disc Brake System with ABS (Front and Rear)

- › Tag Axle with Anti-Lock Braking System (Drum)
- › Cat® Compression Two-Stage Engine Brake (with Hi/Lo Switch)
- › Pre-Wire for Supplemental Braking System
- › Engine Block Heater
- › Hydraulic Leveling System (3 Point)
- › 10,000 Lb. Hitch Receiver and 7/4-Way Trailer Plug
- › Remote Inflation Connector

### OPTIONS

- › Cat® 600 HP C-15 and Allison® 4000 MH 6-Speed World Transmission and Electronic Shifter with 1,850 lbs./ft. Max. Net Torque @ 1,200 RPMs and 928" Engine Displacement
- › Electronic Adjustable Suspension System
- › Dual Leveling System (Air/Hydraulic)
- › Automatic Air Leveling System (Replaces Hydraulic Leveling)

## COCKPIT

### FEATURES

- › In-Dash Stereo with AM/FM Stereo with Multi-Disc CD Changer
- › Auxiliary Audio Input in Cockpit Area
- › GPS Navigation System with Touchscreen
- › Color Rear Vision System with Color Monitor
- › CB Radio Prep
- › Video Coach System with SEE-Vision Security Cameras

- › Integrated Compass and Temperature Gauge
- › Power Privacy Cab Drapes
- › Power Sunvisors with Driver and Passenger Switch
- › Pilot Side Window Manual Sunscreens
- › Adjustable Accelerator and Brake Pedals
- › Two-Tone Leather VIP Lighted Smartwheel® with Controls for Windshield Wipers, ICC and Cruise Control

- › Cruise Control Light on Dash
- › 6-Way Power OptimaLeather™ Pilot and Co-Pilot Seats with Electric Lumbar and Heat; Electric Sliding Seat Cushion and Memory Capabilities on Pilot Seat and Adjustable Headrest on Both; Footrest on Passenger Seat

### OPTIONS

- › Interior Sunscreens in Windshield and Cockpit Area
- › Power Solar Screens with Blackout Shades
- › Power Cockpit Blinds
- › Electric Cockpit Shades
- › CB Radio
- › XM Satellite Stereo (Requires Subscription)
- › Sirius Satellite Stereo (Requires Subscription)

## APPLIANCES AND ACCESSORIES

### FEATURES

- › Residential Refrigerator with Water/Ice Dispenser in Door (Includes 4 Additional Batteries)
- › Recessed High-Output 2-Burner Cooktop
- › Spacesaver Convection Microwave with Touch Control
- › Electric TV Antenna

- › In-Motion Digital Satellite System with 2 DIRECTV® HD Receivers
- › 40" LCD TV in Living Area Ceiling
- › 26" LCD TV with Remote Control in Bedroom
- › Home Theater System: AM/FM Stereo, Accoustimass Bass Module, Surround Sound Speakers

- › Bedroom DVD Player
- › Universal Remote System for Living Area TV
- › Combination Washer/Dryer

### OPTIONS

- › Recessed High-Output 3-Burner Cooktop (Deletes LP Tank)
- › Stack Washer/Dryer
- › Central Vacuum System
- › Dishwashing Drawer
- › 32" LCD TV in Bedroom
- › Exterior 32" LCD TV
- › Bose 3-2-1 II® Surround Sound DVD System in Bedroom
- › KVH R6 Satellite System with 2 HD Receivers

## INTERIOR

### FEATURES

- › High-Gloss Euro-Finish Cabinetry with Exotic Wood Inlays
- › Dinette Wall Cabinet with Solid Surface Top
- › Wineglass Cabinet
- › Built-In Storage Area for Kitchen Sink and Cooktop Covers
- › Low-Friction Roller Drawer Guides
- › Vinyl Ceiling with Tiered Design
- › High-Gloss Hudson® Solid Surface Countertops Throughout
- › Integrated Sinks in Vanity and Galley
- › Granite Tile Galley Backsplash Design
- › Mosaic Tile Vanity Backsplash Design
- › Sculpted Glass Splash Guard at Edge of Galley
- › Power Roman Shades with Pleated Shades in Living Area (N/A with Slide-Out Endwall Windows)

- › Day/Night Shades with Blackouts Throughout (Day/Night Shades with Blackouts In Bedroom ILO Roman Shades)
- › Mini Blinds in Bathroom and Galley Windows
- › Cutting Board in Kitchen (Hudson®)
- › Plush Carpet in Living Room and Bedroom (Fabrica)
- › Sculptured Carpet Design in Living Area (Fabrica)
- › Granite Tile Flooring in Kitchen and Bath Area
- › Granite Tile Flooring in Cockpit Area
- › Bedspread with Pillows
- › Nightstands with Solid Surface Countertops
- › Solid Surface Windowsills in Living Area
- › Recessed Living Area Surround Sound Speakers
- › Decorative Hardware Throughout (Two Decors with Brass, Two with Satin Nickel)
- › Large Pot and Pan Drawer in Kitchen Area

### OPTIONS

- › Interior Decors: Tuscany Palace, Golden Onyx, Copper Madeira and Cedar Key
- › Ralph Lauren Decors: Landsdown II, Black Pearl and Windermere
- › Gloss Finish Cabinetry Choices:
  - Cherry, Mahogany, Maple
  - Mahogany Cabinetry with Maple Burl Accent Cabinet Door Inserts
  - Maple Cabinetry with Bird's Eye Maple Accent Cabinet Door Inserts
  - Maple Cabinetry with Mappa Burl Accent Cabinet Door Inserts
  - Cherry Cabinetry with Makori Accent Cabinet Door Inserts
  - Cherry Cabinetry with Mappa Burl Accent Cabinet Door Inserts
  - Cherry Cabinetry with Maple Burl Accent Cabinet Door Inserts
- › Ceiling Fan in Bedroom
- › Full Tile Living Room Floor
- › Area Rugs in Living Room and Galley (with Full Tile Option)
- › Solar Screens with Blackout Shades Throughout (Power in Living Area) (Replaces Standard Roman Shades and Pleated Shades Throughout)
- › Above-Counter Sink in Vanity

## FURNITURE

### FEATURES

- › Queen Bed with Pillowtop-Hinged Mattress
- › Curbside: Fabric Sofa with Drawer
- › Roadside: One OptimaLeather™ Euro-Recliner with Ottoman
- › Solid Surface Fixed Living Area Table
- › Legless Side-Slide Solid Surface Dinette Table with Two Freestanding Dinette Chairs and Two Folding Chairs

### OPTIONS

- › King Bed with Pillowtop-Hinged Mattress
- › King Air Mattress with Remote
- › Curbside, Distressed Leather Hide-A-Bed with Air Mattress
- › Curbside: Fabric Hide-A-Bed
- › Curbside: Distressed Leather J-Lounge with Drawer
- › Curbside: Distressed Leather Sleeper Sofa with Drawer

- › Curbside: Fabric Hide-A-Bed with Air Mattress
- › Roadside: Computer Desk with Leather Euro-Recliner and Ottoman
- › Bedroom Workstation and Window ILO Walk-In Closet (Moonstone III Only)
- › Fabric/Leather Sectional Booth Dinette Ensemble

- › Dinette Table, Wood Round with 12" Leaf with Two Freestanding Dinette Chairs and Two Folding Chairs (N/A on Moonstone III) (Opera Windows next to Table; Replaces Dinette Cabinet)

## ELECTRICAL SYSTEMS AND LIGHTS

### FEATURES

- › 50 Amp 120/240V Distribution Panel and Power Cord with Quick Disconnect Power Cord Reel
- › Onan® 12.5 kW Quiet Diesel Generator on Power Slide-Out Tray with Auxiliary Start Switch and Automatic Temperature Start
- › 2,800 Watt Pure Sine Wave Inverter with Auto Gen Start and Auto Temp Start
- › Pilot/Co-Pilot Reading Lights

- › Adjustable Bedroom Overhead Lights with Switches above Bed (His and Her Switches by Nightstands)
- › 120V Outlet in Private Bath
- › 120V Outlet in Bed Base
- › 120V Receptacle in Outside Storage Compartment
- › Lighted Exterior Storage Compartments
- › Eight 6V Deep Cycle Coach Batteries
- › Two 12V Deep Cycle Chassis Batteries

- › Surge Guard™ Automatic Transfer Switch (50 Amp)
- › Multiplex 12V Wiring Throughout Interior of Coach
- › Battery Disconnect Switch in Battery Compartment

### OPTIONS

- › Glass Matt Batteries (Replace House and Chassis Batteries)
- › Two Solar Panels with Regulator (100 Watt)

## PLUMBING AND LP SYSTEMS

FEATURES

- › Central Water Filtration System in Service Bay
- › Manifold Water Control System
- › Insulated Systems Compartment with Easy Access to Hook-Ups
- › Water Pump Switches in Galley, Bathroom and Service Bay
- › China Toilet
- › Super Service Center
- › Solid Surface Shower with Mosaic Tile Inlay Design and Solid Surface Shower Caddy
- › RV Sani-Con Tank Drainage System
- › Black and Gray Holding Tank Rinsing System
- › Power Water Hose Reel
- › One Touch Pullout Faucet
- › Insta-Hot® Water System in Kitchen
- › Fresh Water Tank with Auto Shut-Off and Auto Fill

OPTIONS

- › Garden Tub with Clear Surround
- › Electric Automatic Winterization

## HEATING, VENTS AND AIR CONDITIONING

FEATURES

- › Aqua-Hot® Heating System (with Engine Pre-Heat)
- › Two Low-Profile Ducted 15,000 BTU Roof Air Conditioners with Heat Pumps (Pearl IV Only)
- › Three Low-Profile Ducted 15,000 BTU Roof Air Conditioners with Heat Pumps (N/A on Pearl IV)
- › Electronic AC/Heat Climate Control System
- › Dual Climate Controls
- › Dash Heating and Air Conditioner System with Defroster
- › 12V Attic Fan with Sensor and Wall Switch in Kitchen, Bath, and Vanity Area

OPTIONS

- › One Low-Profile Baseboard Heater

## WINDOWS, DOORS AND AWNINGS

FEATURES

- › Flush-Mounted Radius Dual Pane Safety Glass Tinted Windows
- › Opera Windows with Standard Driver Furniture
- › Horizontal Windows with Optional Furniture on Driver's Side
- › Front Entry Door with Air Seal and Removable Top Screen
- › Keyless Remote Entry System with Pocket Remote (on Entry Door Handle)
- › Topper Slide-Out Awnings
- › Carefree® Manual Window Awnings
- › Roof-Mounted Girard® Patio Awning

OPTIONS

- › Girard® Automatic Front Door Awning
- › Girard® Roof-Mounted Automatic Rear Patio Awning
- › Girard® Awning Package (Includes: Rear Patio Awning, Automatic Entry Door Awning, Slide-Out Topper Awnings and Window Awnings)

## SAFETY

FEATURES

- › Back-Up Alarm
- › Fire Extinguisher
- › Deadbolt Lock on Entrance Door
- › Lighted Interior and Exterior Grab Handles
- › 120V GFI Protected Circuit (Kitchen, Bath, Exterior)
- › LP Gas Detector
- › Smoke Detector
- › Flush-Mounted Carbon Monoxide Detector
- › Integrated Pilot and Co-Pilot Three-Point Seatbelts (Lap and Shoulder)
- › Third Brake Safety Light
- › Egress Window(s)
- › Security Safe
- › Deluxe Security System

OPTIONS

- › Collision Avoidance System (Eaton Vorad)

## The inside track.

Beaver dealer links, service center finders, owner news and the latest information on the 2008 Marquis can be found on our website. It's a direct link to everything Beaver that can be accessed anytime, day or night, from home or on the road.

[www.beavermotorcoaches.com](http://www.beavermotorcoaches.com)



## BEAVER MARQUIS® | 2008



### Different by design.

It's no accident that Beaver motorhomes stand apart from the others. We were never going for mass appeal. At Beaver, our goal has always been to cater to those individuals who want some more. Something special. So we create luxury motorhomes that are exclusive and unique.

Some differences are obvious, like our famous handcrafted wood cabinetry. Others aren't as apparent, such as our exclusive Roadmaster chassis and seamlessly integrated engineering. But when you drive a Beaver, it all comes together to create a one-of-a-kind experience you won't soon forget. The 2008 Marquis from Beaver. Different by design.



MONACO COACH CORPORATION

Monaco is traded on the New York Stock Exchange under the listing MNC.

© 2007, Monaco Coach Corporation Litho in USA

0407 NPN: BROBMARQ

## BEING DIFFERENT MAKES ALL THE DIFFERENCE.

*"No other manufacturer can match Monaco's offerings. No one even comes close."*

*Kay*  
KAY TOOLSON, CEO



At Monaco, we always strive to be the best. And that means thinking outside the box. Giving you more of what you want in an RV. Like our exclusive Roadmaster chassis. Three factory-owned service centers. And programs like Monaco Financial Services and 24/7 roadside assistance. No other manufacturer can match Monaco's offerings. No one even comes close. Why not discover the difference for yourself? Go Monaco.

THE BEAVER LINE OF MOTOR COACHES:

MARQUIS® • PATRIOT® THUNDER • CONTESSA



Different by Design.

### BEAVER MOTOR COACH

91320 Coburg Industrial Way, Coburg, OR 97408

[www.beavermotorcoaches.com](http://www.beavermotorcoaches.com)

Daily factory tours.

(800) 634-0855